

**Miele**

2018

Miele Professional  
Laundry & Dishwashing  
**Product Range**





Quality products, friendly staff  
and solutions customers can trust.

“ I was impressed with the level of research and detail that Thain Commercial provided for the project...they advised on the plan, piping and all aspects of the operation.

Iain Jurgensen, Portavadie General Manager

## About Thain Group

**The Thain Group is a family-owned Scottish business providing commercial laundry and dishwasher equipment for all sectors throughout Scotland.**

The company was started in 1996 by owner Kevin Thain and became a Miele Partner in 2007. Since then it has grown to become the largest independent provider of Miele commercial laundry and dishwashing equipment in Scotland.

The company's growth has been founded on a simple philosophy. Quality products, friendly staff, exemplary after-sales service and solutions customers can trust. The Thain Group employs the largest service team in Scotland, with 12

engineers covering the country from the company's bases in Cumbernauld, Glasgow and Aviemore.

Kevin is supported by commercial sales experts, John Gibson and Scott Falconer, who can assess your commercial laundry and dishwashing requirements and, if required, organise a no-obligation visit. The company prides itself on providing tailored solutions to fit your requirements and budget.



“ The Thain Group and Miele have worked together for over 10 years.



# References



Client: **Parklands Care Homes**



## Thain Commercial was enlisted by Parklands Care Homes to provide laundry solutions to prevent infection, in their state-of-the-art new-build sites in Muir of Ord and Tain.

The former Highland Council-run homes have been fitted with 'intelligent' Miele Professional washing machines which hygienically clean themselves, as well as the laundry, plus gas sensor driers to minimise waste.

Kevin Thain, founder of Thain Commercial, said:

*"The Miele Professional system is perfect for the Care sector. The washing machines withstand heavy use, care for fabrics and minimise energy use. All the laundry is thermally disinfected*

*and the machines have their own hygiene monitors. These things are vitally important in maintaining the standards that people expect in the Care sector today."*

Both homes employ a dedicated laundry assistant and staff have been trained by Thain Group in how to use the high tech systems.

Parklands Care Home Operations Director Elaine McIntosh said: *"Things like hygiene and the care for residents clothes are highly important to*

*us and this system sets the right amount of chemicals required and is foolproof when it comes to infection control."*

*"Kevin was able to calculate exactly what we would need, to cater for the number of residents in the new homes and has even trained the staff to get the best from it. This is a result of the relationship of trust the two companies have built up over a number of years."*

“ The washing machines withstand heavy use, care for fabrics and minimise energy use. All the laundry is thermally disinfected and the machines have their own hygiene monitors. These things are vitally important in maintaining the standards that people expect in the Care sector today.



Client: **Portavadie**



## When one of Scotland's finest marina and accommodation providers developed their world class spa and leisure facility, Portavadie, they turned to Thain Commercial for the company's expertise on laundry solutions.

Having used Miele washing machines before - recognising the reliability, durability and ease of use - the Portavadie team first contacted Thain Commercial in 2013 when planning the initial phase of their laundry provision.

*"As a company, if we are investing in machinery, we always look at what is best and most cost effective over the longer term. Miele provides this,"* says Iain Jurgensen, Portavadie General Manager. *"The owners trust the Miele product in terms of reliability. The ability to deal with volume was important, too, as was service on a long term investment. Having access to the service that Thain Commercial can provide, when we needed it, was necessary."*

Thain Commercial consulted with the Portavadie team, establishing a solution to cope with anticipated

volumes and linen types as well as producing the highest performance and energy efficiency.

When the facility developed further with hydro pools, spa pools, a gym and treatment spaces, Thain Commercial worked with them to install an expanded laundry system, housed in a new purpose-built building.

*"The leisure facility is generating hundreds of towels per day so we needed to be able to handle that volume,"* added Iain Jurgensen.

*"I was impressed with the level of research and detail that Thain Commercial provided for the project, working with our Guest Services Manager, Kim, on the development side and liaising with the architects. They advised on the plan, piping and all aspects of the operation."*

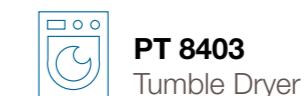

With the Miele machines installed four years previously still in excellent working order, consideration was given to continued use while adding new capacity in the form of a further 16KG, PW6167 Washer and PT8403 Dryer.

With an eye to the long-term, the system has flexibility for the addition of further 16 kg machines, should the company wish to add further attractions for its customers.

*"What is pleasing is that Thain Commercial do not try to sell something which is over-capacity, in order to increase margins. Instead, they have been thoughtful of our business needs and respectful of our timescales in terms of pushing things forward,"* added Iain Jurgensen.

“ They have been thoughtful of our business needs and respectful of our timescales in terms of pushing things forward.

## Products installed:



# Partnered with Miele

## What does a Miele Approved Partner mean?

In 2001, Miele established the Miele Professional Partnership – choosing to sell laundry and dishwashing products to customers through a network of approved Partners. The reasons for this are to provide the customer with a fast, local solution.

The Thain Group is an approved Partner, meaning that they undergo Miele product and service training and they are able to sell, install, commission and service any Miele Professional product.

## What are the benefits to Thain Commercial and Thain Electrical customers?

By Miele selling in this way, our customers are able to buy the quality of Miele products, with the reassurance that they will receive the personal support and knowledge from the Thain Group.



**Miele**

This is to certify that



is an  
**Approved Miele  
Sales & Service  
Partner**

Authorised by **Les Marshall**  
Sales & Marketing Director, Miele Professional

*Les Marshall*

# Product range contents

08-13	14-19	20-25	26-30
Washer-Extractors	Tumble Dryers	Ironers	Dishwashers
<b>LITTLE GIANTS 10</b> PW 5062 PW 6055 Vario PW 6065 Vario PW 5064 Mopstar 60 <b>8-10 KG 11</b> PW 6080 Vario PWT 6089 Vario PW 5105 Vario <b>11-32 KG 12</b> PW 811 PW 413 PW 413 Mopstar 130 PW 814 PW 418 PW 818 PW 6241 PW 6321 <b>BARRIER WASHERS 13</b> PW 6163 PW 6243 PW 6323	<b>LITTLE GIANTS 16</b> PT 5135 C PT 5137 WP PT 7135 C Vario PT 7136 Vario PT 7137 WP <b>8-10 KG 17</b> PT 7186 Vario PT 8203 WP <b>10-13 KG 17</b> PT 8253 PT 8257 PT 8257 WP <b>12-15 KG 17</b> PT 8301 PT 8303 <b>13-16 KG 18</b> PT 8333 PT 8337 PT 8337 WP <b>16-20 KG 18</b> PT 8403 PT 8407 <b>20-25 KG 19</b> PT 8503 PT 8507 <b>32-40 KG 19</b> PT 8803 PT 8807	<b>ROTARY 22</b> HM 16-80 HM 16-83 <b>FLATWORK 22</b> PM 1210 PM 1214 PM 1217 <b>23</b> PM 1318 PM 1418 PM 1421 <b>24</b> PM 1621 PM 1625 PM 1630 PM 1635 <b>25</b> PM 1825 PM 1830 PM 1835	<b>PROFILINE 28</b> PG 8080 PG 8080 U PG 8081 i PG 8082 SCi PG 8083 SCVi <b>PROFESSIONAL 29</b> PG 8055 - Speed PG 8056 - Speed Plus PG 8058 - Brilliant PG 8059 - Hygiene <b>TANK 30</b> PG 8164 - BrilliantCompact PG 8165 - UniversalCompact PG 8166 - Universal PG 8172 - Performance



# Washer-Extractors

**Miele Professional's laundry technology guarantees hygienically clean laundry.**

## Patented Honeycomb Drum

Ensures the gentle care of fabrics combined with first-class cleaning and drying performance.

## Award winning Environmental Technology

All Miele Professional washing machines have recently been approved for inclusion on the Water Technology List for improved water efficiency.

## Highest G-Force

A G-Force of up to 526 occurs during extraction, reducing drying times, energy costs and extending the life of the garment.

## Large range of capacities catering for a wide market

- 5.5 to 32 kg drum volumes for washer-extractors
- Specially designed machines for washing mops and cloths
- Barrier machines for care homes and hospitals

## WRAS Approved

Washing machines are compliant with machinery guidelines and WRAS approved for reassurance.

## Barrier Washers

Miele Professional barrier machines offer optimum physical separation between unclean and clean sides in care homes and hospitals, preventing contamination of laundry.

### LITTLE GIANTS

PW 5062  
PW 6055 Vario  
PW 6065 Vario  
PW 5064 Mopstar 60

### 8-10 KG

PW 6080 Vario  
PWT 6089 Vario  
PW 5105 Vario

### 11-32 KG

PW 811  
PW 413  
PW 413 Mopstar 130  
PW 814

### BARRIER WASHERS

PW 418  
PW 818  
PW 6241  
PW 6321

PW 6163  
PW 6243  
PW 6323

## Control Panels

The variety of Miele interface controls for our products are all designed to be easy to use and ensure maximum efficiency during the cleaning cycle.



### Profitronic L Vario:

Electronic controls with multi-function selector and user navigation screen. Programme delay and time left display to enable the user to manage their time efficiently. Wide range of standard programmes as well as a number of special programmes such as table linen, pillows and outerwear and reproofing. Additional feature of four short cut keys for most popular programmes on the Plus version.



### Profitronic M:

Electronic controls with multi-function selector and user navigation screen. 199 programme slots. Programme selection via rotary selector or 6 short cut buttons. Freely programmable programme parameters. Clear text display with user navigation.



### Profitronic D:

Profitronic D controls provide programmes catering for the entire spectrum of laundry care requirements. A text display and 6 direct-access buttons facilitate ease of use and fast programme selection. The most frequently used programmes are assigned to buttons 1–6 and are accessible at the touch of a single button. Further programmes are accessed by pressing and holding button 6. Important parameters such as temperature and spin speed can be selected manually before the start of each programme. Similarly, current load sizes can be entered to reduce water, energy and detergent consumption accordingly.

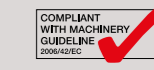
## WASHER-EXTRACTORS



## Little Giants - 5.5-6.5 KG



## 8-10 KG Washer-Extractors



Product Code	PW 5062	PW 6055 Vario	PW 6065 Vario	PW 5064 Mopstar 60	PW 6080 Vario	PWT 6089 Vario	PW 5105 Vario	
Capacity (kg)	6.5	5.5	6.5	6.5	8	Washer - PWT 6089 8	Dryer - PT 7189 8	10
Dimensions: H/W/D (mm)	850/595/725	850/595/725	850/595/725	850/595/725	1020/700/727	1920/692/763	1920/692/763	1020/700/827
Net Weight (kg)	109	106	109	105	140	240	180	148
Heating	Electric	Electric	Electric	Electric	Electric	Electric	Electric	Electric
Controls	Profiline B Plus	Profitronic L Vario	Profitronic L Vario	Profiline MOP	Profitronic L Vario	Profitronic L Vario	Profitronic L Vario	Profitronic L Vario
Spin Speed (rpm)	1400	1400	1400	1400	1300	1300	-	1100
G Factor	526	526	526	526	520	520	-	370
Residual Moisture (%)	49	49	49	25	49	49	-	54
Drainage	Drain Pump	Drain Pump	Drain Pump or Dump Valve	Dump Valve	Drain Pump or Dump Valve	Drain Pump	-	Drain Pump or Dump Valve
Electric Requirements: 230V	•	•	•	•	•	•	•	•
400V	-	•	•	-	•	•	•	•
Other Comments	Stackable	Stackable	Stackable Available in white or stainless steel* *Drain pump only	Stackable Special Programmes for mop head washing	Communication module slot	Communication module slot	Communication module slot	Communication module slot

## WASHER-EXTRACTORS



## 11-32 KG Washer-Extractors



## 16-32 KG Barrier Washer-Extractors



Product Code	PW 811	PW 413	PW 413 Mopstar 130	PW 814	PW 418	PW 818	PW 6241	PW 6321	PW 6163	PW 6243	PW 6323
Capacity (kg)	11-12	13-14	13-14	14-16	18-20	18-20	24	32	16	24	32
Dimensions: H/W/D (mm)	1352/799/940 (827*)	1352/799/1010 (897*)	1352/799/1010 (897*)	1452/924/850 (757*)	1452/924/950 (857*)	1452/924/950 (857*)	1640/1085/1265	1640/1085/1272	1718/1153/1070	1718/1384/1070	1718/1605/1070
Net Weight (kg)	257	266	266	324	379	379	640	648	630	820	860
Heating	Electric or steam	Electric	Electric	Electric or steam	Electric	Electric or steam	Electric, Gas or Steam	Electric, Gas or Steam	Electric, Steam or Dual	Electric, Steam or Dual	Electric, Steam or Dual
Controls	Profitronic M	Profitronic D	Profitronic D Mop	Profitronic M	Profitronic D	Profitronic M	Profitronic M	Profitronic M	Profitronic M	Profitronic M	Profitronic M
Spin Speed (rpm)	1150	1025	1025	1075	950	1075	1100	1000	1025	975	975
G Factor	460	360	360	460	360	460	542	448	400	360	360
Residual Moisture (%)	45	50	>25	45	50	45	46	50	48	50	47
Drainage	Dump Valve	Dump Valve	Dump Valve	Dump Valve	Dump Valve	Dump Valve	Dump Valve	Dump Valve	Dump Valve	Dump Valve	Dump Valve
Electric Requirements: 230V	-	-	-	-	-	-	-	-	-	-	-
400V	•	•	•	•	•	•	•	•	•	•	•
Other Comments	Communication module slot Data shown is for the electric versions  * Depth by removing panels and protruding parts	Communication module slot  * Depth by removing panels and protruding parts	Communication module slot Special programmes for mop head washing  * Depth by removing panels and protruding parts	Communication module slot Data shown is for the electric versions  * Depth by removing panels and protruding parts	Communication module slot  * Depth by removing panels and protruding parts	Communication module slot Data shown is for the electric versions  * Depth by removing panels and protruding parts	Data shown is for the electric versions	Data shown is for the electric versions			

# Tumble Dryers

**Miele Professional's laundry technology guarantees hygienically clean laundry.**

## Patented Honeycomb Drum

Ensures the gentle care of fabrics combined with first-class cleaning and drying performance.

## Residual Moisture Control Dryers

Accurate sensors that measure moisture in the garments to reduce drying times and lower energy costs.

## Award winning Environmental Technology

New and innovative Heat Pump dryers and H<sub>2</sub>O dryers reduce energy costs by over 50%.

## Highest G-Force

A G-Force of up to 526 occurs during extraction, reducing drying times, energy costs and extending the life of the garment.

## Large range of capacities catering for a wide market

A capacity range of 6.5 to 40 kg drum volumes for our dryers meets the needs of businesses large and small.

## H<sub>2</sub>O Dryers

The H<sub>2</sub>O dryer can be put to use wherever water is heated. This can take the form of an on-site cogeneration plant, district heating or alternative sources of energy where hot water is a by-product.

LITTLE GIANTS	8-10 KG	10-13 KG	12-15 KG	13-16 KG	16-20 KG	20-25 KG	32-40 KG
PT 5135 C PT 5137 WP PT 7135 C Vario PT 7136 Vario PT 7137 WP	PT 7186 Vario PT 8203 WP	PT 8253 PT 8257 PT 8257 WP	PT 8301 PT 8303	PT 8333 PT 8337 PT 8337 WP	PT 8403 PT 8407	PT 8503 PT 8507	PT 8803 PT 8807

## Control Panels



### Profitronic B Plus:

Electronic controls with rotary selector. Residual display showing selected drying time/time remaining and residual moisture level. Programme sequence indicators show heat up, cool down, anti-crease. Adjustable programme parameters such as reversing times and residual moisture level.



### Profitronic L Vario:

Electronic controls with multi-function selector and user navigation screen. Programme delay and time left display to enable the user to manage their time efficiently. Wide range of standard programmes as well as a number of special programmes such as table linen, pillows and outerwear and reproofing. Additional feature of four short cut keys for most popular programmes on the Plus version.



### Profitronic M:

Electronic controls with multi-function selector and user navigation screen. 199 programme slots. Programme selection via rotary selector or 6 short cut buttons. Freely programmable programme parameters. Clear text display with user navigation.



TUMBLE DRYERS

Little Giants - 6.5KG



8-10 KG



10-13 KG



12-15 KG



Product Code

Product Code	PT 5135 C	PT 5137 WP	PT 7135 C Vario	PT 7136 Vario	PT 7137 WP	PT 7186 Vario	PT 8203 WP	PT 8253	PT 8257*	PT 8257 WP	PT 8301	PT 8303
--------------	-----------	------------	-----------------	---------------	------------	---------------	------------	---------	----------	------------	---------	---------

Capacity (kg)

Capacity (kg)	6.5	6.5	6.5	6.5	6.5	8	8-10*	10-13	10-13	10-13*	12-15	12-15
---------------	-----	-----	-----	-----	-----	---	-------	-------	-------	--------	-------	-------

Dimensions: H/W/D (mm)

Dimensions: H/W/D (mm)	850/595/710	850/595/727	850/595/710	850/595/710	850/595/727	1020/700/763	1800/711/1075	1400/906/852	1400/906/852	1400/906/1218	1800/711/1089	1800/711/1089
------------------------	-------------	-------------	-------------	-------------	-------------	--------------	---------------	--------------	--------------	---------------	---------------	---------------

Net Weight (kg)

Net Weight (kg)	60	77	61	58	77 (79 stainless steel)	77	202	149	149	148	139(EL) /145(G)	139(EL) /145(G)
-----------------	----	----	----	----	-------------------------	----	-----	-----	-----	-----	-----------------	-----------------

Heating

Heating	Electric	Electric	Electric	Electric	Electric	Electric, Gas	Electric	Electric or Gas	Electric or Gas	Electric	Electric or Gas	Electric or Gas
---------	----------	----------	----------	----------	----------	---------------	----------	-----------------	-----------------	----------	-----------------	-----------------

Controls

Controls	Profiline L	Profiline L	Profitronic L Vario	Profitronic L Vario	Profitronic L Vario	Profitronic L Vario	Profitronic B Plus	Profitronic B Plus	Profitronic M	Profitronic M	Profitronic B	Profitronic B Plus
----------	-------------	-------------	---------------------	---------------------	---------------------	---------------------	--------------------	--------------------	---------------	---------------	---------------	--------------------

Electric Requirements: 230V

Electric Requirements: 230V	•	•	•	•	•	•	-	• (Gas)	• (Gas)	-	-	-
-----------------------------	---	---	---	---	---	---	---	---------	---------	---	---	---

400V

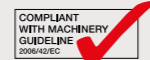
400V	-	-	-	•	-	•	•	• (Electric)	• (Electric)	•	•	•
------	---	---	---	---	---	---	---	--------------	--------------	---	---	---

Other Comments

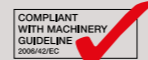
Other Comments	Available in white Stackable Condenser model	Available in white Stackable Heat Pump model	Available in white or stainless steel Stackable Condenser model	Available in white or stainless steel Stackable Vented model	Available in white or stainless steel Stackable Heat Pump model	Vented model Available in blue or stainless steel	Heat Pump integrated  *1:25 - 1:20kg	Communication module slot Blue Vented	Communication module slot Blue (Gas only)/ Stainless Steel Vented  *Image shown	Heat-Pump unit dimensions (H/W/D):1370/906/433  * 1:25 - 1:20kg	Vented model COP models available	Vented model
----------------	--	--	---	--	---	--	--	---	--	---	--------------------------------------	--------------

## TUMBLE DRYERS

13-16 KG



16-20 KG



20-25 KG



32-40 KG



## Product Code

PT 8333

PT 8337\*

PT 8337 WP

PT 8403

PT 8407\*

PT 8503

PT 8507

PT 8803

PT 8807\*

Capacity (kg)

6.5

13-16

13-16\*

16-20

16-20

20-25

20-25

32-40

32-40

Dimensions: H/W/D (mm)

1400/906/1035

1400/906/1035

1400/906/1401

1400/906/1164

1400/906/1164

1640/1206/1018

1640/1206/1018

1640/1206/1384

1640/1206/1384

Net Weight (kg)

166 (EL), 169 (G, HW)

166 (EL), 169 (G, HW)

164

192 (EL), 190 (G), 217 (S, HW)

192 (EL), 190 (G), 217 (S, HW)

239 (EL), 240 (G), 265 (S, HW)

239 (EL), 240 (G), 265 (S, HW)

286 (EL), 287(G), 318 (S,HW)

287 (EL,G), 318 (S,HW)

Heating

Electric, Gas or HW

Electric, Gas or HW

Electric

Electric, Gas, Steam or HW

Electric, Gas, Steam or HW

Electric, Gas, Steam or HW

Electric, Gas, Steam or HW

Electric, Gas, Steam or HW

Electric, Gas, Steam or HW

Controls

Profitronic B Plus

Profitronic M

Profitronic M

Profitronic B Plus

Profitronic M

Profitronic B Plus

Profitronic M

Profitronic B Plus

Profitronic M

Electric Requirements: 230V

• (Gas)

• (Gas)

-

-

-

-

-

-

-

400V

• (Electric)

• (Electric)

•

•

•

•

•

•

•

Other Comments

Communication module slot  
Vented with AirRecycling system  
HW (Hot Water) version for H<sub>2</sub>O model

Communication module slot  
Vented with AirRecycling system  
HW (Hot Water) version for H<sub>2</sub>O model

\*Image shown

Heat-Pump unit dimensions (H/W/D):1370/906/433

\* 1:25 - 1:20kg

Communication module slot  
Vented with AirRecycling system  
HW (Hot Water) version for H<sub>2</sub>O model

Communication module slot  
Vented with AirRecycling system  
HW (Hot Water) version for H<sub>2</sub>O model

\*Image shown

HW (Hot Water) version for H<sub>2</sub>O model

Communication module slot  
HW (Hot Water) version for H<sub>2</sub>O model

Communication module slot  
HW (Hot Water) version for H<sub>2</sub>O model

Communication module slot  
HW (Hot Water) version for H<sub>2</sub>O model

\*Image shown

# Commercial Ironers

## Smooth, crease-free finish

### Optimum laundry finish

Miele rotary ironers are just the machines for a perfect finish on workwear and table linen: simple, fast and economical. In hotels and restaurants, perfectly laundered textiles help keep up appearances. Alongside guaranteeing a perfect finish, rotary ironers are above all simple and safe to use. Roller speed is infinitely selected using a rotary selector. Roller rotation can be stopped at any time by pressing the footswitch. The ARAMID cloth and the aluminium trough ensure efficient results.

The patented automatic finger guard stops the roller in its tracks and retracts the heater plate in the event that anything enters the gap between the roller and the trough. During power failures, the heater plate can be released easily to remove trapped items.

### High Performance

Our high-performance flatwork ironers are able to process more than 200 kg of laundry per hour, equating to more than a tonne of laundry per day. These large ironers can be controlled and monitored from their central display, making them safe and easy to use. Contact pressure, temperatures and roller speeds are all selectable and can be saved with password protected user levels. The display also shows cleaning and waxing reminders when due.

Model designations PM 16 and PM 18 are available with electric, gas and steam heating and the touch display shows all the machine parameters at a single glance, allowing the ironer to adapt fast to everyday working conditions.

## Key Features

### Rotary Ironers

Miele offers a range of rotary ironers for small laundry operations tailored to the quantity of laundry being processed and to the customer's need. The compact ironers can be placed against a wall to save space.

### Flatwork Ironers

Large volumes of laundry produced by hotels, hospitals and care homes can be conveniently and easily processed by a Miele flatwork ironer.



### ROTARY

HM 16-80  
HM 16-83

### FLATWORK

PM 1210	PM 1421	PM 1825
PM 1214	PM 1621	PM 1830
PM 1217	PM 1625	PM 1835
PM 1318	PM 1630	
PM 1418	PM 1635	


## Rotary Ironers



## Flatwork Ironers

Product Code	HM 16-80	HM 16-83	PM 1210	PM 1214	PM 1217	PM 1318	PM 1418
Roller diameter (mm)	160	160	210	210	250	300	365
Roller width (mm)	830	830	1000	1400	1660	1750	1750
Heater plate	Electric	Electric	Electric	Electric	Electric	Electric or Gas	Electric or Gas
Throughput according to DIN 11902 (kg/h):							
Residual moisture 15%			30				
Residual moisture 20%	13	15					
Residual moisture 25%				33	60	75(EL)/53.7 (G)	90
Electric Requirements: 230V	•	•	•	-	-	-	•
400V	-	-	•	•	•	•	
External dimensions H/W/D (mm)	959/985/380	960/1050/380	1032/1579/476	1032/1979/650	1110/2238/650	1318/2576/1150	1318/2576/1150
Other Comments	Folding frame Steam Facility Return Feed	Return Feed	Return Feed	Return Feed	Return Feed and Through Feed	Through feed (option of return feed module for existing machines) Return feed (new machines, electric model only)	Through feed (option of return feed module for existing machines) Return feed (new machines, electric model only)

## Flatwork Ironers



Product Code	PM 1421	PM 1621	PM 1625	PM 1630	PM 1635	PM 1825	PM 1830	PM 1835
Roller diameter (mm)	365	585	585	585	585	790	790	790
Roller width (mm)	2040	2100	2500	3000	3500	2500	3000	3500
Heater plate	Electric or Gas	Electric or Gas	Electric, Gas or Steam	Electric, Gas or Steam	Electric, Gas or Steam	Electric, Gas, Steam	Electric, Gas or Steam	Gas or Steam
Throughput according to DIN 11902 (kg/h):								
Residual moisture 25%	96(EL)/70 (G)	115 (E/G)	130(EL,G)/135(S)	145(EL,G)/165(S)	160(EL,G)/190(S)	165 (EL,G,S)	200 (EL,G,S)	235 (G/S)
Electric Requirements: 230V	-	-	-	-	-	-	-	-
400V	•	•	•	•	•	•	•	•
External dimensions H/W/D (mm)	1318/2866/1150	1970/3290/1840	1970/3690/1840	1970/4190/1840	1970/4690/1840	1970/3690/2044	1970/4190/2044	1970/4690/2044
Other Comments	Through feed (option of return feed module for existing machines) Return feed (new machines, electric model only)							

# Dishwashers

Miele Professional's range of commercial dishwashers meet the needs of the most stringent commercial and care environments

## Efficient

Extremely short programme cycles capable of completing full freshwater wash cycles in as little as 5 minutes.

## Environmentally friendly

Intelligent programmes can be customised to optimise energy and water consumption.

## High performance

Miele's unique freshwater system operates with fresh water in every cleaning cycle achieving high hygienic standards and low energy usage. Hygienic cleanliness is achieved with high rinse temperatures in excess of 80 degrees.

## Dependable

All machines are compliant with machinery guidelines and the freshwater dishwashers are WRAS approved for reassurance.

## Recommended

Our dishwashers are recommended by Riedel as the perfect machines to wash their delicate glassware.

## Key Features

### Profiline:

The ProfiLine dishwashers have short cycle times, high cleaning performance and are easy to use, making them perfect for use in offices, showrooms and even private households with large quantities of crockery

### PROFILINE

PG 8080  
PG 8080 U  
PG 8081 i  
PG 8082 SCi  
PG 8083 SCVi

### Professional:



**SPEED**

The **PG 8055 SPEED** and **PG 8056 SPEEDPlus** are the fastest commercial dishwashers using the fresh water circulation system and are ideal for hotels, restaurants, clubs and schools. With its shortest wash cycle of just 5 minutes it can wash up to 456 plates an hour.

### PROFESSIONAL

PG 8055 - Speed  
PG 8056 - Speed Plus



**BRILLIANT**

The **PG 8058 BRILLIANT** produces perfect wash results with a sparkling finish, dispensing with the need to polish glassware and cutlery if supplied from a RO water system. This feature combined with the fresh water circulation system are unique to Miele Professional.

PG 8058 - Brilliant



**HYGIENE**

The **PG 8059 HYGIENE** dishwashers with its uncompromising cleaning system provides exceptionally high standards of hygiene making it ideal for hospitals, nursing homes and nursery schools.

PG 8059 - Hygiene

### Tank:



**BRILLIANTcompact**



**UNIVERSALcompact**



**UNIVERSAL**



**PERFORMANCE**

Miele Professional Tank system dishwashers have fast cycle times with a maximum theoretical throughput of up to 3234 glasses or 1296 plates per hour, making them perfect for the demands placed on hotels, restaurants, pubs and bars.

### TANK

PG 8164 - BrilliantCompact  
PG 8165 - UniversalCompact

PG 8166 - Universal  
PG 8172 - Performance

## ProfiLine Dishwashers



## Professional Dishwashers



Product Code	PG 8080	PG 8080 U	PG 8081 i	PG 8082 SCi	PG 8083 SCVi	PG 8055	PG 8056	PG 8058	PG 8059
Dimensions: H/W/D (mm)	845/598/600	805/598/570	805/598/570	845/598/570	845/598/570	835/600/600	835/600/600	835/600/600	835/600/600
Net Weight (kg)	62	54	55	56	56	63	63	63	63
Type	Freestanding unit	Built under unit without lid	Integrated unit	Integrated unit	Fully integrated	Freestanding unit	Freestanding unit or built under (PG 8056U)	Freestanding unit	Freestanding unit
Dishwashing system	Freshwater system	Freshwater system	Freshwater system	Freshwater system	Freshwater system	Freshwater system	Freshwater system	Freshwater system	Freshwater system
Shortest programme cycle (mins)	18 (32A model)	18 (32A model)	18	19	19	9	6 at 55°C	6 at 55°C	6 at 85°C
Plate capacity (plates/h)	13	13	13	14	14	200	380	380	380
Dishwashing programmes	9	9	9	9	9	9	11	11	11
Final rinse temperature	75°C	75°C	75°C	75°C	75°C	70°C	70°C	85°C	85°C
Door lock	Auto Open	Auto Open	Auto Open	Auto Open	Auto Open	Easy Open	Easy Open	Auto Open	Auto Open

## DISHWASHERS

## Tank Dishwashers






## Product Code

## PG 8164

## PG 8165

## PG 8166

## PG 8172

Dimensions: H/W/D (mm)

725(760)/460/617

725(760)/600/617

820(855)/600/617

1515 (1995) /635/750

Type

Freestanding/built under

Freestanding/built under

Freestanding/built under

Freestanding/Throughfeed

Dishwashing system

Tank system

Tank system

Tank system

Tank system

Shortest programme cycle (secs)

45

55

55

50

Capacity /hr

1600 glasses or 600 plates

3234 glasses or 882 plates

1188 plates

1296 plates

Baskets/hr

80

66

66

72

Dishwashing programmes

3 + 4 additional programmes

3 + 4 additional programmes

3 + 4 additional programmes

3 + additional programmes

Miele

## Miele History &amp; Innovation

## Innovation has been at the heart of Miele's success for over 100 years

From the first fully automatic washing machine to the latest energy and water saving technology, we lead the way. When you buy a Miele machine you benefit from innovative, intelligent solutions that deliver reliable results.

Our drive to innovate is independently recognized too - we've won awards for everything from design through to the way we apply technology. When we design a new machine we think about how we can make it better - the details we can change to improve performance, increase efficiency and deliver the best results.

Innovation doesn't end with our products either - we're always looking at ways to improve the service we give to our customers, listening to you and being responsive to ensure that we're delivering the products you need.





# The Thain Group Support & Service

Thain Commercial prides itself in the service we offer our customers, Our Scottish-based team are trained to the highest industry standard and is also the largest in the country with 12 service technicians covering the whole of Scotland with our fleet of fully stocked and distinctive liveried VW Transporter Vans.



# High quality means low environmental impact

## Sustainable, cost effective performance

Because you don't want to worry about the impact of rising energy prices, we have developed all of our products to lead the market for energy and water efficiency. At the heart of all our product design is sustainable, cost-effective performance that achieves optimum results.

Our machines last longer too, so you will replace them less often, minimising environmental impact and disposal costs. When a product does come to the end of its life, most of it is easily recyclable - so from start to finish we are ensuring maximum sustainability.

Our machines offer many characteristics which significantly contribute to sustainability: low consumption (of energy, water and chemical substances), a high proportion of recyclable materials and secondary raw materials and environmentally friendly procedures.

In addition, all European company locations are certified to ISO 9001, ISO14001, OHSAS 18001 and SA 8000 standards.

57%

lower CO<sub>2</sub> emissions since 2000

2,860,000

kWh energy saving per year at our new office in Gütersloh

2004

Miele has been a member of the UN Global Compact, an initiative promoting sustainability in businesses, since 2004

Our machines last longer, so you will replace them less often, minimising environmental impact and disposal costs.



# Design & Performance

Miele's global reputation for reliability is no accident.

**All our products undergo meticulous testing to simulate over ten years of continuous and rigorous use.**

At Miele we are renowned for the build quality of our range and we rigorously endurance test all of our products during their development. When we say rigorously we really do mean it, for example our laundry products are tested to run for up to 30,000 hours - that is a lot of clean sheets, towels or mop heads.

Every product we manufacture goes through an end-of-line test too, before passing quality control; we pay attention to the details so that you don't have to.

We are committed to our products, response times, deliveries and installs being correct first time. All of this means machines that deliver outstanding reliability, long product lifecycles and low running costs. An investment in Miele results in long-term cost savings and peace of mind.

**Miele Professional. Immer Besser**

## Miele Quality Pledges



Our **washing machines** are tested to

**30,000 cycles**

that's the equivalent of 8 cycles a day, 7 days a week for over 10 years



The on/off switch on our **washing machines** and **tumble dryers** is tested to operate

**100,000 times**



Our **tumble dryers** are tested to

**40,000 cycles**



All our PM range **ironers** are tested to operate for up to

**20,000 hours**



The fluff flap on our **tumble dryers** is opened and closed

**10,000 times**



The doors on our **dishwashers** are opened and closed

**100,000 times**



The doors on our **washing machines** are opened, closed, locked and unlocked

**60,000 times**



The detergent dispenser flap on our **washing machines** is opened and closed

**30,000 times**



Our **dishwashers** are tested to

**12,000 cycles**



All our **tumble dryers'** central bearing and support rollers operate for more than

**20,000 hours**

# Miele



Thain Commercial Ltd

31 Deerdykes View, Westfield Industrial Estate, Cumbernauld, G68 9HN

☎ 01236 326035    ✉ info@thaincommercial.com

🌐 www.thaincommercial.com    🐦 @thaincommercial    📘 @thaincom



Thain Electrical Ltd

Unit 10 Myrtlefield, Aviemore, PH22 1RH

☎ 01479 438890    ✉ info@thainelectrical.com

🌐 www.thainelectrical.com    🐦 @thainelectrical    📘 @thaincom